



Making Data Work

Dr. Amy Salvo
Dr. Kelly Briscoe

Two Schools...One Mission



Outcomes for Presentation



Google image from emaze.com

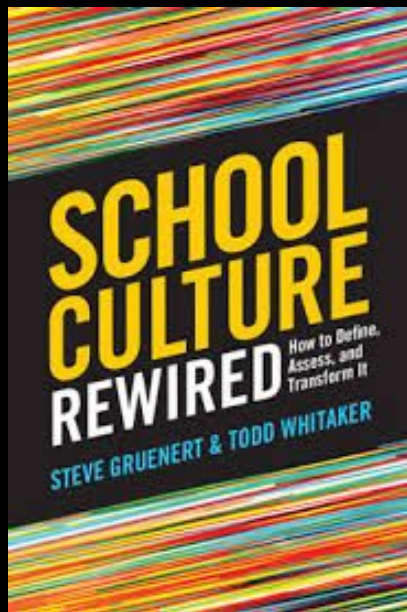
Discover activities and ideas on how to create a positive school culture.

Create a learning environment that promotes taking action on data (reflection to action).

Learn how to utilize a data protocol to help guide conversations that promote action.

Explore a student/parent data sheet that drives reflective conversations.

School Culture Rewired (Gruenert & Whitaker, 2015)



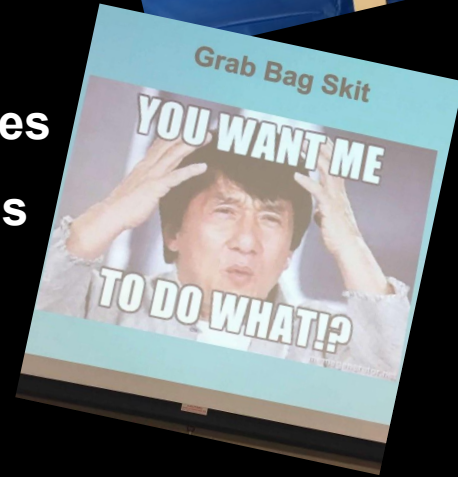
- Student Achievement
- Collegial Awareness
- Shared Values
- Decision Making
- Risk Taking
- Trust
- Openness
- Parent Relations
- Leadership
- Communication
- Socialization
- Organization History

Building a Positive School Culture



Scavenger Hunt
Faculty Retreat
Titan/Trojan War
Make time for fun!

Committees
Kindness Challenges
#cultureofkindness



Building a Culture Focusing on Academics and Learning

1. #BeBold
2. #failforward
3. Pineapple Charts
4. NEE Walks
5. Purple Cow Award
6. Employee of the Month
7. Coffee Beans and Screens/iEngage
8. Twitter Book Studies



Teach Like a Pirate

#TMSTLAP



#TSMTLAP

Mission, Vision, Commitments, Goals


Teachers model positivity
and pride in our
school(s) •

Examples:

- character ed
- Spirit weeks

SHOW SCHOOL PRIDE!

- Rewards



It's time to commit!

Each person has been given three round stickers. Please take the next few minutes to cast your vote for the building commitments we are each willing to make for the 2016-2017.

Provide every student
with equal opportunities
to be successful by
being fair + consistent.
Start every day with
a "clean slate"
regardless of the
day before



Data Protocol - "Reflection to Action"

TITANS
ROJANS DATA ANALYSIS SHEET

School: _____ Month: _____ Grade level goal: _____

Teacher _____	Subject/Grade Level _____
95% of students MUST be tested each month.	
Class Average current month: _____	Class average 2 months prior: _____ Increase? _____ Decrease? _____
Super Subgroup average current month: _____	Super Subgroup average 2 months prior: _____ Increase? _____ Decrease? _____

Performance Breakdown:

1. List your two highest strands/skills:

Question # _____ % Subgroup _____ %

Question # _____ % Subgroup _____ %


2. Focus strand/skills for whole group instruction:

Question # _____ % Subgroup _____ %

Question # _____ % Subgroup _____ %

Strategies:	Strategies:
Vocabulary:	Vocabulary:
Assessment:	Assessment:

Student/Parent Data Reflection Sheet



STUDENT & PARENT DATA GUIDE

A strong participation between home and school is the foundation for success.

Student Name:

Parent(s)/Guardian(s) Name:

ATTENDANCE Please track how many days you are absent from school each month - try to see how many ZEROs you can get! As a school, TSMS had great attendance in recent years. We are setting a goal of 95% this school year. This is your chance to support our school goal!

2016-2017 ATTENDANCE

	AUG	SEPT	OCT	NOV	DEC	JAN	FEB	MAR	APR	MAY	TOTAL
DAYS ABSENT	<input type="text"/>	<input type="text"/>	<input type="text"/>	<input type="text"/>	<input type="text"/>	<input type="text"/>	<input type="text"/>	<input type="text"/>	<input type="text"/>	<input type="text"/>	<input type="text"/>
DAYS PER MONTH	<input type="text"/>	<input type="text"/>	<input type="text"/>	<input type="text"/>	<input type="text"/>	<input type="text"/>	<input type="text"/>	<input type="text"/>	<input type="text"/>	<input type="text"/>	<input type="text"/>
ATTENDANCE PERCENTAGE	<input type="text"/>	<input type="text"/>	<input type="text"/>	<input type="text"/>	<input type="text"/>	<input type="text"/>	<input type="text"/>	<input type="text"/>	<input type="text"/>	<input type="text"/>	<input type="text"/>

SCHOLASTIC READING INVENTORY (SRI)

Please record your SRI scores below. We encourage you to set goals for yourself and take pride with each accomplishment, and know that you are doing your part in helping TSMS reach its goal!

SPRING 2017	YOUR Goal	YOUR Score	YOUR Level
<input type="text"/>	<input type="text"/>	<input type="text"/>	<input type="text"/>

FALL 2017	YOUR Goal	YOUR Score	YOUR Level
<input type="text"/>	<input type="text"/>	<input type="text"/>	<input type="text"/>

WINTER 2017	YOUR Goal	YOUR Score	YOUR Level
<input type="text"/>	<input type="text"/>	<input type="text"/>	<input type="text"/>

SPRING 2018	YOUR Goal	YOUR Score	YOUR Level
<input type="text"/>	<input type="text"/>	<input type="text"/>	<input type="text"/>

TITAN BOOK CHALLENGE

Use the chart below to keep track of the books you have read throughout the year.

1	<input type="text"/>
2	<input type="text"/>
3	<input type="text"/>
4	<input type="text"/>
5	<input type="text"/>
6	<input type="text"/>
7	<input type="text"/>
8	<input type="text"/>
9	<input type="text"/>
10	<input type="text"/>
11	<input type="text"/>
12	<input type="text"/>


MISSOURI ASSESSMENT PROGRAM (MAP)

The results from this state assessment have a great impact on our schools and communities. Below we have a chart that will help to see how your score from last year impacted our school's overall score. Write in your score, and draw an X to where your score lands the target.

ELA

Math

Science



KEY

- X = 2017 ELA MAP Score
- X = 2017 Math MAP Score
- X = 2017 Science MAP Score

REPORT CARD GRADES

Please use this chart to record your progress and set goals for improvement throughout the school year.

SEMESTER 1

	Goal - Sem. 1	Prog. Report - Qtr 1	Qtr. 1 Grade	Prog. Report - Qtr. 2	Qtr. 2 Grade	Sem. 1 Grade
ELA	<input type="text"/>	<input type="text"/>	<input type="text"/>	<input type="text"/>	<input type="text"/>	<input type="text"/>
Math	<input type="text"/>	<input type="text"/>	<input type="text"/>	<input type="text"/>	<input type="text"/>	<input type="text"/>
Science	<input type="text"/>	<input type="text"/>	<input type="text"/>	<input type="text"/>	<input type="text"/>	<input type="text"/>
Social Studies	<input type="text"/>	<input type="text"/>	<input type="text"/>	<input type="text"/>	<input type="text"/>	<input type="text"/>
PE/Health	<input type="text"/>	<input type="text"/>	<input type="text"/>	<input type="text"/>	<input type="text"/>	<input type="text"/>
Type Explain Here	<input type="text"/>	<input type="text"/>	<input type="text"/>	<input type="text"/>	<input type="text"/>	<input type="text"/>
Type Explain Here	<input type="text"/>	<input type="text"/>	<input type="text"/>	<input type="text"/>	<input type="text"/>	<input type="text"/>
Type Explain Here	<input type="text"/>	<input type="text"/>	<input type="text"/>	<input type="text"/>	<input type="text"/>	<input type="text"/>

SEMESTER 2

	Goal - Sem. 2	Prog. Report - Qtr 3	Qtr. 3 Grade	Prog. Report - Qtr. 4	Qtr. 4 Grade	Sem. 2 Grade
ELA	<input type="text"/>	<input type="text"/>	<input type="text"/>	<input type="text"/>	<input type="text"/>	<input type="text"/>
Math	<input type="text"/>	<input type="text"/>	<input type="text"/>	<input type="text"/>	<input type="text"/>	<input type="text"/>
Science	<input type="text"/>	<input type="text"/>	<input type="text"/>	<input type="text"/>	<input type="text"/>	<input type="text"/>
Social Studies	<input type="text"/>	<input type="text"/>	<input type="text"/>	<input type="text"/>	<input type="text"/>	<input type="text"/>
PE/Health	<input type="text"/>	<input type="text"/>	<input type="text"/>	<input type="text"/>	<input type="text"/>	<input type="text"/>
Type Explain Here	<input type="text"/>	<input type="text"/>	<input type="text"/>	<input type="text"/>	<input type="text"/>	<input type="text"/>
Type Explain Here	<input type="text"/>	<input type="text"/>	<input type="text"/>	<input type="text"/>	<input type="text"/>	<input type="text"/>
Type Explain Here	<input type="text"/>	<input type="text"/>	<input type="text"/>	<input type="text"/>	<input type="text"/>	<input type="text"/>

CHART YOUR SUCCESS

Step 1: Set goals for attendance, grades, and behavior.

Step 2: Each month chart your success in achieving your goals (put an "A" for Attendance, "G" for Grades, and "B" for Behavior in the appropriate box).

MY GOALS

ATTENDANCE

100% 95-92.4%

97.5-99.9% 85-89.9%

95-97.4% 80-84.9%

92.5-94.9%

GRADES

All A's Mostly B's

All B's All C's

All D's All Failing

BEHAVIOR


No Issues 1-2 Issues Less than 5 Issues

	AUG.	SEPT	OCT.	NOV.	DEC.	JAN.	FEB.	MAR.	APR.	MAY.
Exceeding Your Goal 😄	<input type="text"/>	<input type="text"/>	<input type="text"/>	<input type="text"/>	<input type="text"/>	<input type="text"/>	<input type="text"/>	<input type="text"/>	<input type="text"/>	<input type="text"/>
Meeting Your Goal 😊	<input type="text"/>	<input type="text"/>	<input type="text"/>	<input type="text"/>	<input type="text"/>	<input type="text"/>	<input type="text"/>	<input type="text"/>	<input type="text"/>	<input type="text"/>
Failing to Meet Your Goal 😞	<input type="text"/>	<input type="text"/>	<input type="text"/>	<input type="text"/>	<input type="text"/>	<input type="text"/>	<input type="text"/>	<input type="text"/>	<input type="text"/>	<input type="text"/>

A

G

B



Record your goal and your score for your evaluate test each month

	ELA Goal	ELA Score	Math Goal	Math Score
September	<input type="text"/>	<input type="text"/>	<input type="text"/>	<input type="text"/>
October	<input type="text"/>	<input type="text"/>	<input type="text"/>	<input type="text"/>
November	<input type="text"/>	<input type="text"/>	<input type="text"/>	<input type="text"/>
December	<input type="text"/>	<input type="text"/>	<input type="text"/>	<input type="text"/>
January	<input type="text"/>	<input type="text"/>	<input type="text"/>	<input type="text"/>
February	<input type="text"/>	<input type="text"/>	<input type="text"/>	<input type="text"/>
March	<input type="text"/>	<input type="text"/>	<input type="text"/>	<input type="text"/>
April	<input type="text"/>	<input type="text"/>	<input type="text"/>	<input type="text"/>
May	<input type="text"/>	<input type="text"/>	<input type="text"/>	<input type="text"/>

Reflections:



STUDENT & PARENT DATA GUIDE

A strong participation between home and school is the foundation for success.

Student Name:

Parent(s)/Guardian(s) Name:

ATTENDANCE Please track how many days you are absent from school each month - try to see how many ZEROs you can get! As a school, TSMS had great attendance in recent years. We are setting a goal of 95% this school year. This is your chance to support our school goal!

2016-2017 ATTENDANCE

	AUG	SEPT	OCT	NOV	DEC	JAN	FEB	MAR	APR	MAY	TOTAL
DAYS ABSENT	<input type="text"/>	<input type="text"/>	<input type="text"/>	<input type="text"/>	<input type="text"/>	<input type="text"/>	<input type="text"/>	<input type="text"/>	<input type="text"/>	<input type="text"/>	<input type="text"/>
DAYS PER MONTH	<input type="text"/>	<input type="text"/>	<input type="text"/>	<input type="text"/>	<input type="text"/>	<input type="text"/>	<input type="text"/>	<input type="text"/>	<input type="text"/>	<input type="text"/>	<input type="text"/>
ATTENDANCE PERCENTAGE	<input type="text"/>	<input type="text"/>	<input type="text"/>	<input type="text"/>	<input type="text"/>	<input type="text"/>	<input type="text"/>	<input type="text"/>	<input type="text"/>	<input type="text"/>	<input type="text"/>

SCHOLASTIC READING INVENTORY (SRI)

Please record your SRI scores below. We encourage you to set goals for yourself and take pride with each accomplishment, and know that you are doing your part in helping TSMS reach its goals!

SPRING 2017	YOUR Goal	YOUR Score	YOUR Level
	<input type="text"/>	<input type="text"/>	<input type="text"/>

FALL 2017	YOUR Goal	YOUR Score	YOUR Level
	<input type="text"/>	<input type="text"/>	<input type="text"/>

WINTER 2017	YOUR Goal	YOUR Score	YOUR Level
	<input type="text"/>	<input type="text"/>	<input type="text"/>

SPRING 2018	YOUR Goal	YOUR Score	YOUR Level
	<input type="text"/>	<input type="text"/>	<input type="text"/>

TITAN BOOK CHALLENGE

Use the chart below to keep track of the books you have read throughout the year.

1	<input type="text"/>
2	<input type="text"/>
3	<input type="text"/>
4	<input type="text"/>
5	<input type="text"/>
6	<input type="text"/>
7	<input type="text"/>
8	<input type="text"/>
9	<input type="text"/>
10	<input type="text"/>
11	<input type="text"/>
12	<input type="text"/>

MISSOURI ASSESSMENT PROGRAM (MAP)

The results from this state assessment have a great impact on our schools and communities. Below we have a chart that will help to see how **your score** from last year impacted our school's overall score. **Write in your score, and draw an X to where your score lands the target.**

ELA	Math	Science
<input type="text"/>	<input type="text"/>	<input type="text"/>

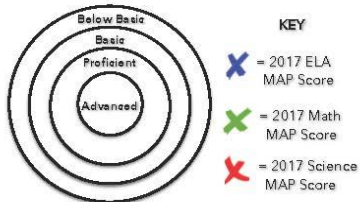


CHART YOUR SUCCESS

Step 1: Set goals for attendance, grades, and behavior.

Step 2: Each month chart your success in achieving your goals (put an "A" for Attendance, "G" for Grades, and "B" for Behavior in the appropriate box).

MY GOALS		GRADES	
ATTENDANCE		___ All As	___ Mostly B's
___ 100%	___ 90-92.4%	___ Mostly As	___ All C's
___ 97.5-99.7%	___ 88-89.9%	___ All B's	___ All Passing
___ 95-97.4%	___ 80-84.9%	BEHAVIOR	
___ 92.5-94.9%	___ No Issues	___ 1-2 Issues	___ Less than 5 Issues

	AUG.	SEPT	OCT.	NOV.	DEC.	JAN.	FEB.	MAR.	APR.	MAY.
Exceeding Your Goal 😄										
Meeting Your Goal 😊										
Failing to Meet Your Goal 😞										



REPORT CARD GRADES

Please use this chart to record your progress and set goals for improvement throughout the school year.

SEMESTER 1

	Goal - Sem. 1	Prog. Report - Ctr. 1	Ctr. 1 Grade	Prog. Report - Ctr. 2	Ctr. 2 Grade	Sem. 1 Grade
ELA						
Math						
Science						
Social Studies						
PE/Health						
Type Explo Here						
Type Explo Here						
Type Explo Here						
Type Explo Here						

SEMESTER 2

	Goal - Sem. 2	Prog. Report - Ctr. 3	Ctr. 3 Grade	Prog. Report - Ctr. 4	Ctr. 4 Grade	Sem. 2 Grade
ELA						
Math						
Science						
Social Studies						
PE/Health						
Type Explo Here						
Type Explo Here						
Type Explo Here						
Type Explo Here						



Record your goal and your score for your evaluate test each month

	ELA Goal	ELA Score		Math Goal	Math Score
September					
October					
November					
December					
January					
February					
March					
April					
May					

Reflections:

Large empty green box for reflections.

Contact Information

Dr. Amy Salvo, Principal

Troy South Middle School

salvoa@troy.k12.mo.us

Twitter: @amysalvo

Dr. Kelly Briscoe, Principal

Troy Middle School

briscoek@troy.k12.mo.us

Twitter: @kelbris